

Blockwise - Executive Summary Report

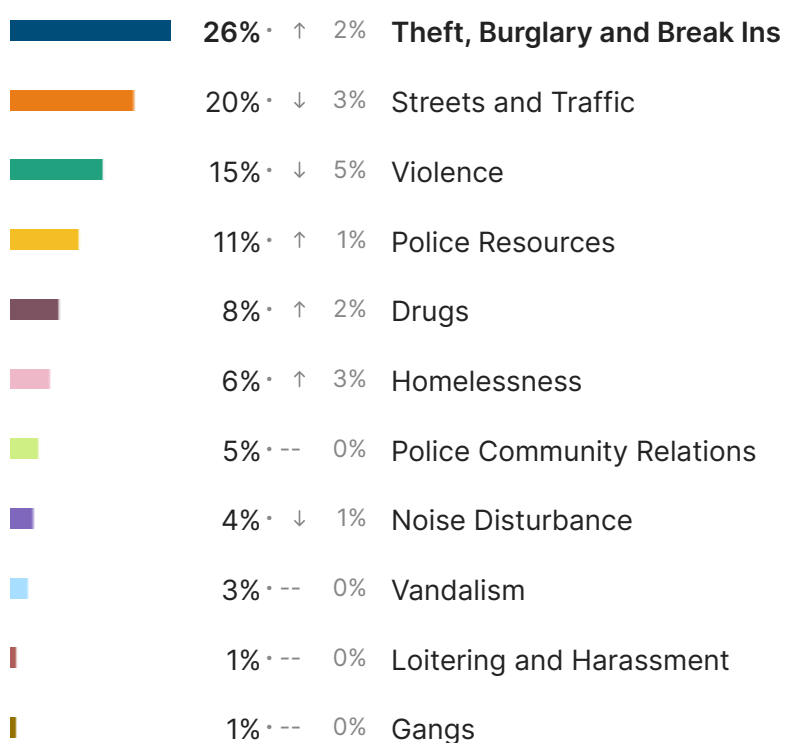


Perception of Safety- 54% of respondents indicated they felt mostly or completely safe. With 75% stating they would contact MPD if they were a victim or worried about something. Expanded access to community perspective beyond crime data was shown with 77% of respondents indicating they had not reported a crime in the past 6 months.

The feed provides open text comments identifying general themes and specific issues and locations. **Theft, Burglary and Break Ins** was identified as the primary topic of concern followed by **Streets and Traffic**. This was consistent at the district level, except for District 5 where Streets and Traffic was the primary issue.

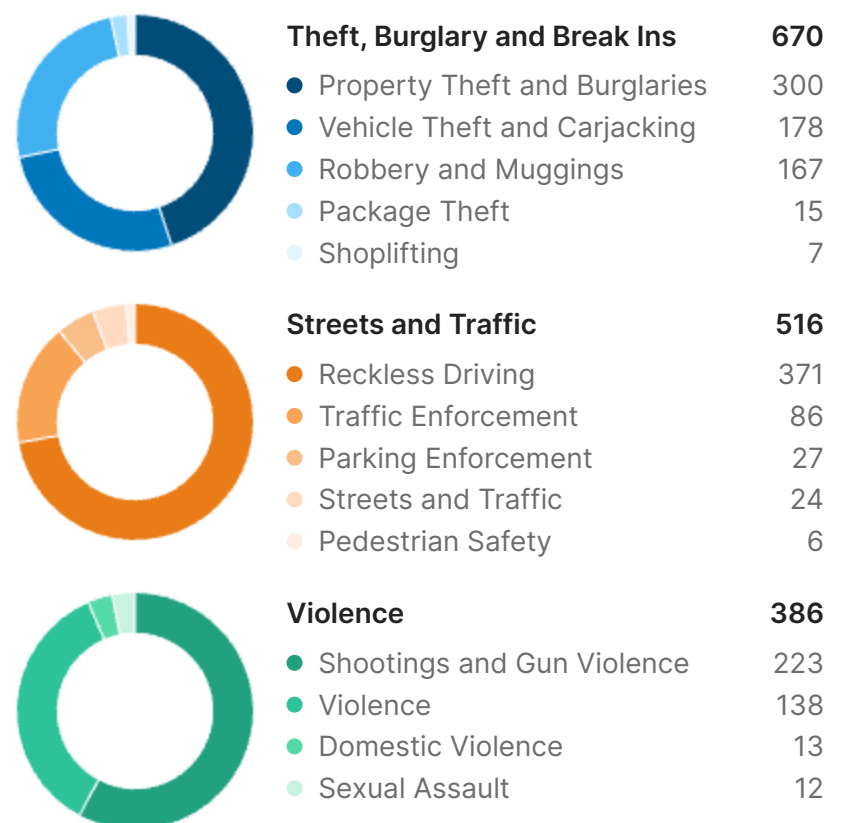
Top concerns

2567 labeled responses out of 3843

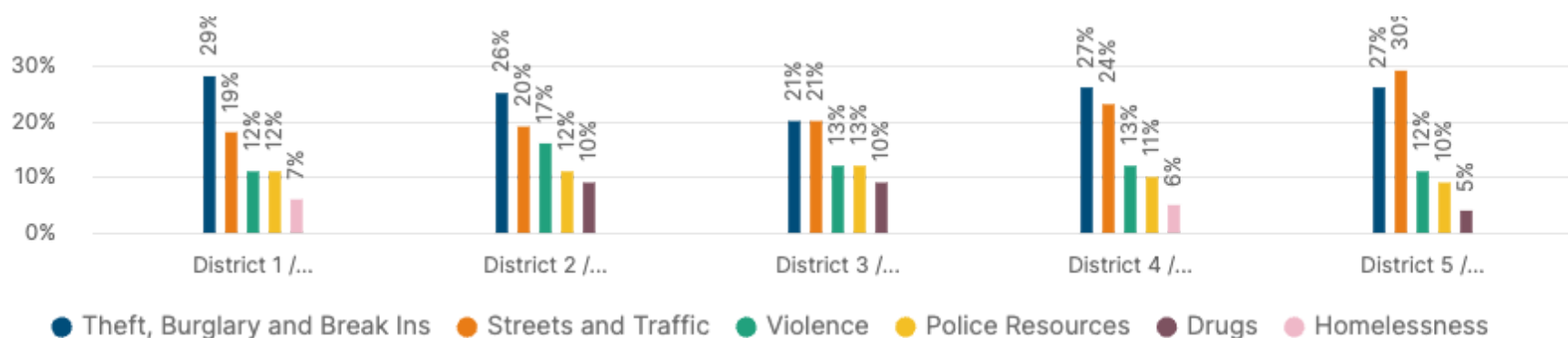


Top 3 concerns breakdown

Number of responses by leading subtopic



Top concerns by area



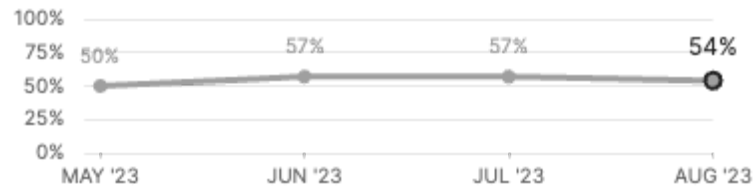
Scores Over Time and by Area

3239 responses (collected by Zencity ad-based distribution, excluding self-distribution)

[Explore Results](#)

54% Safety

↓ 3% vs previous month

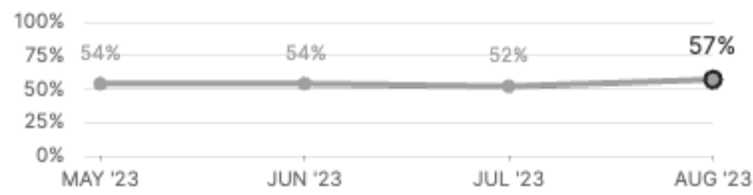


Score by Area



57% Fairness

↑ 5% vs previous month

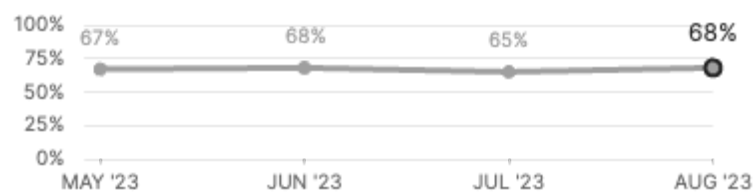


Score by Area



68% Respect

↑ 3% vs previous month

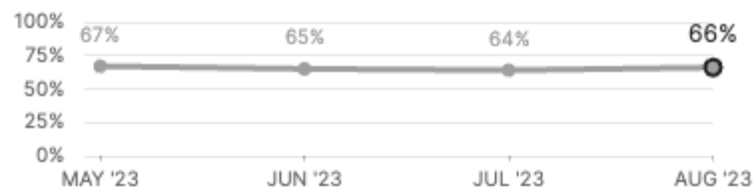


Score by Area



66% Voice

↑ 2% vs previous month



Score by Area



To learn more about the survey's methodology, visit <https://zencity.info/survey-methodology>.

This report contains law enforcement sensitive data, and confidential business information.