

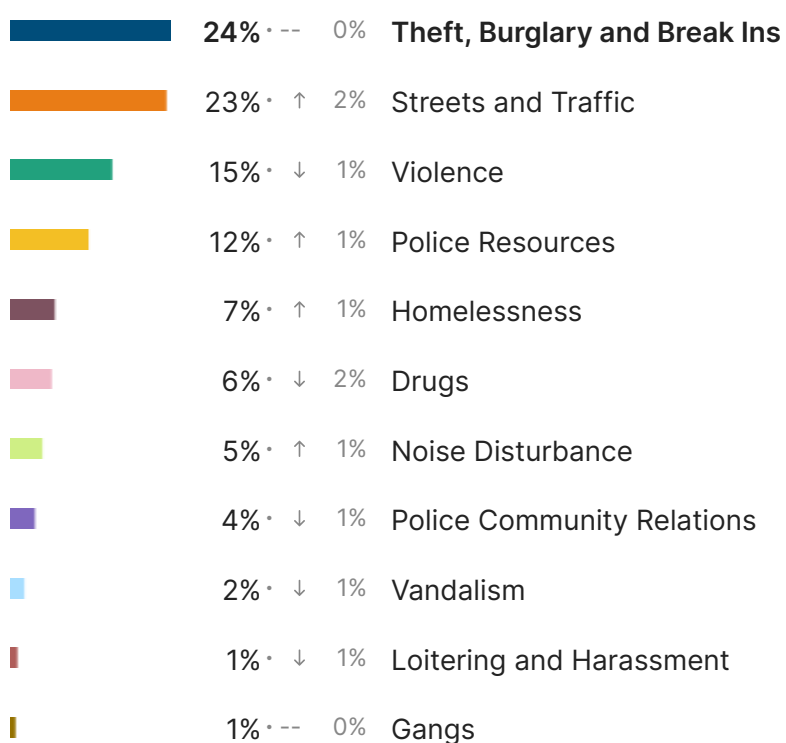
Blockwise - Executive Summary Report

Perception of Safety - 51% of respondent indicated they felt mostly or completely safe. With 78% stating they would contact HCSO if they were a victim or worried about something. Expanded access to community perspective beyond crime data was shown with 76% of respondents indicating they had not reported a crime in the past 6 months.

With over 1,400 responses this month, the feed provides open text comments identifying general themes and specific issues and locations. **Theft, Burglary and Break Ins** was identified as the primary topic of concern followed by **Streets and Traffic**. This was consistent at the district level, except for District 3 & 4 where Streets and Traffic was the primary issue.

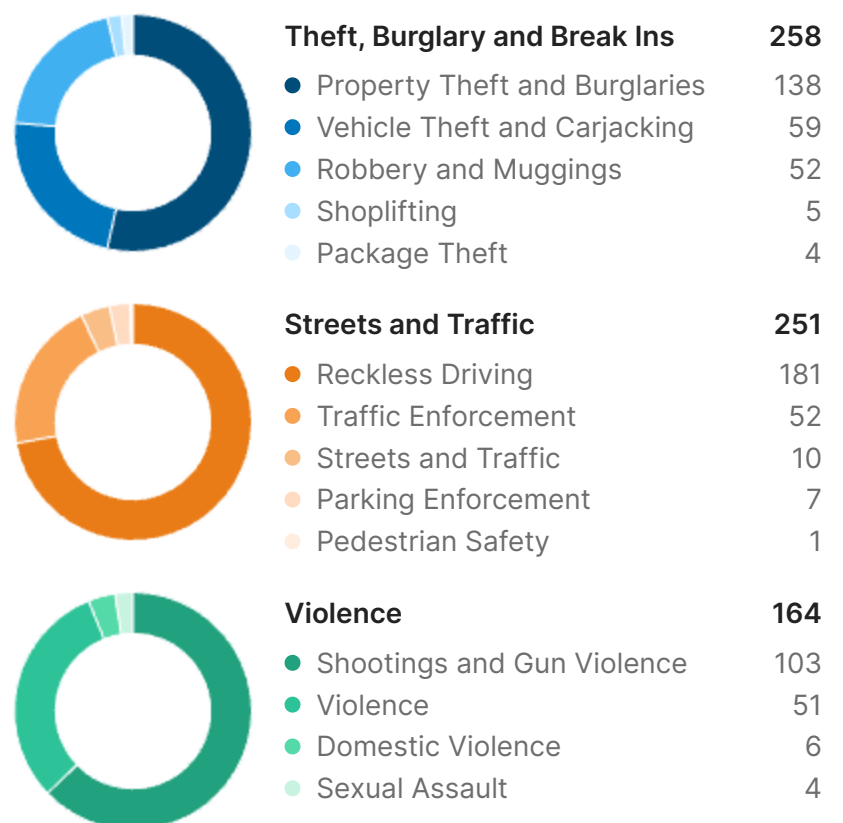
Top concerns

1074 labeled responses out of 1499



Top 3 concerns breakdown

Number of responses by leading subtopic



Top concerns by area



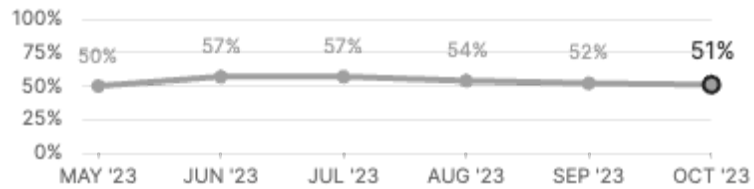
Scores Over Time and by Area

1509 responses (collected by Zencity ad-based distribution, excluding self-distribution)

[Explore Results](#) 

51% Safety

↓ 1% vs previous month

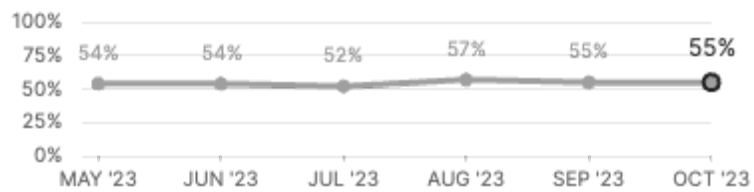


Score by Area



55% Fairness

↔ 0% vs previous month



Score by Area



65% Respect

↓ 1% vs previous month

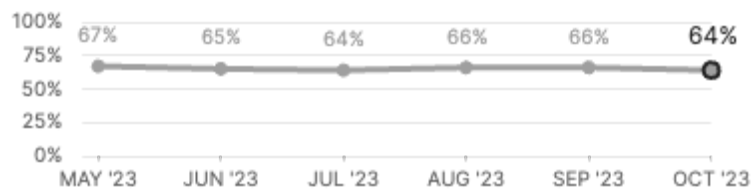


Score by Area



64% Voice

↓ 2% vs previous month



Score by Area



To learn more about the survey's methodology, visit <https://zencity.info/survey-methodology>.

This report contains law enforcement sensitive data, and confidential business information.